



PARKS, RECREATION, AND WATERFRONT COMMISSION

Regular Meeting

Wednesday, May 14, 2025, 7:00 P.M.
Frances Albrier Community Center - auditorium
2800 Park Street, Berkeley, CA 94702

Agenda

- The Commissions may discuss any items listed on the agenda, but may take action only on items identified as Action.
- Public Comment on agenda items shall be heard at each item (2 minutes per speaker).

1. **Call to Order** (Chair).
2. **Roll Call** (Secretary).
3. **Land Acknowledgement:** The City of Berkeley recognizes that the community we live in was built on the territory of xučyun (Huchiun (Hooch-yoon)), the ancestral and unceded land of the Chochenyo (Cho-chen-yo)-speaking Ohlone (Oh-low-nee) people, the ancestors and descendants of the sovereign Verona Band of Alameda County. This land was and continues to be of great importance to all of the Ohlone Tribes and descendants of the Verona Band. As we begin our meeting tonight, we acknowledge and honor the original inhabitants of Berkeley, the documented 5,000-year history of a vibrant community at the West Berkeley Shellmound, and the Ohlone people who continue to reside in the East Bay. We recognize that Berkeley's residents have and continue to benefit from the use and occupation of this unceded stolen land since the City of Berkeley's incorporation in 1878. As stewards of the laws regulating the City of Berkeley, it is not only vital that we recognize the history of this land, but also recognize that the Ohlone people are present members of Berkeley and other East Bay communities today. The City of Berkeley will continue to build relationships with the Lisjan Tribe and to create meaningful actions that uphold the intention of this land acknowledgement.
4. **Action: Approval of Agenda** (Abshez).
5. **Action: Approval of Minutes** for Thursday, April 9, 2025 (Abshez).*
6. **Public Comment** (2 min each).
7. **Chair's Report.** (Abshez).
8. **Director's Report:** Update on special events, community engagement, capital and maintenance projects, forestry, and recreation (Ferris).
9. **Presentation:** PRW Spring/Summer 2025 Special Events (J. Bedon).*
10. **Discussion:** Update on Waterfront Parking TDM Study Addendum (L. McNulty).*
11. **Discussion:** Marina Fund Update (Ferris).**
12. **Discussion/Action:** Proposed PRW Fee Increases FY2025 (Ferris).*
13. **Discussion:** Water Transportation Pier-Ferry Project Notice of Preparation (NOP)(Abshez).*
14. **Information Reports:** Recent PRW Council Reports.*
15. **Future Agenda Items:** Update on Waterfront Specific Plan; Public Art in Aquatic Park (Lavvorn); Citywide Accessibility Plan; Locations for Dog Parks; Dog subcommittee.
16. **Communications.** R. Ofsevit, 2025-05-08; G. Reiger, 2025-05-09.
17. **Next PRW Commission meeting:** Wednesday, June 11, 2025.
18. **Adjournment.**

* document is attached to agenda packet and on the commission website.

** document will be provided at the meeting.

ADA Disclaimer: This meeting is being held in a wheelchair accessible location. To request disability-related accommodations to participate in the meeting, including auxiliary aids or services, please contact the Disability Services specialist at 981-6418 (V) or 981-6347 (TDD) at least three business days before the meeting date. Please refrain from wearing scented products to this meeting.

SB343 Disclaimer: Any writings or documents provided to a majority of the Commission regarding any item on this agenda will be made available for public inspection at Parks Recreation & Waterfront Department Office at 2180 Milvia Street, Berkeley, CA.

Communications Disclaimer: Communications to Berkeley boards, commissions or committees are public record and will become part of the City’s electronic records, which are accessible through the City’s website. **Please note: e-mail addresses, names, addresses, and other contact information are not required, but if included in any communication to a City board, commission or committee, will become part of the public record.** All communications to the Commission should be received at least 10 days before the meeting date. If you do not want your e-mail address or any other contact information to be made public, you may deliver communications via U.S. Postal Service or in person to the secretary of the relevant board, commission or committee. If you do not want your contact information included in the public record, please do not include that information in your communication. Please contact the secretary to the commission or committee for further information.

Commission Information: The agenda packets for the Parks and Recreation Commission and the Waterfront Commission are available for review at www.cityofberkeley.info/commissions; the Berkeley Main Library and the Parks Recreation & Waterfront Department Office at 2180 Milvia Street –3rd Floor, during their normal business hours. If you have questions, call Commission Secretary, Roger Miller at 981-6704 at 2180 Milvia Street, Berkeley, CA 94704 or by email at rmiller@cityofberkeley.info.

MISSION STATEMENT – PARKS AND WATERFRONT: Reviews and advises the City Council on issues related to all City/public parks, open space, greenery, pools, programs, recreation centers, the Waterfront, and resident camps: their physical conditions, policies, projects, programs, planning efforts, activities, and funding; early childhood education programs; and animal care issues in parks.

COMMISSION MEMBERS

Mayor-	District 3 -	District 6 - Liliana Cardile
District 1 - Carrie Rybczynski	District 4 - Erin Diehm	District 7 - Alyssa Hurtado
District 2 - Claudia Kawczynska	District 5 - Brennan Cox	District 8 - Allan Abshez

Current assignments

Subcomm on dogs and parks (06-12-2024)

Liaison - Civic Center Planning – Erin Diehm
Liaison - Civic Arts in Parks – Brennan Cox

2025 Commission Meeting Dates

Name of Commission: Parks, Recreation, and Waterfront Commission

Commission Secretary: Roger Miller

Location: Frances Albrier Community Center, 2800 Park St

Month	Meeting Day and Date (2 nd Wednesday per month)	Time	Notes
2025			
January	Wednesday, January 8	7:00 p.m.	Regular Mtg
February	Thursday, February 6	8:30am	Special (park site visits)
February	Thursday, February 13	7:00 p.m.	Regular Mtg
March	Wednesday, March 12	7:00 p.m.	Regular Mtg
April	Wednesday, April 9	7:00 p.m.	Regular Mtg
April 10	Thursday, April 10	8:30am	Special (park site visits)
May	Wednesday, May 14	7:00 p.m.	Regular Mtg
June	Wednesday, June 11	7:00 p.m.	Regular Mtg
July	Wednesday, July 9	7:00 p.m.	Regular Mtg
August	No meeting		
September	Wednesday, September 10	7:00 p.m.	Regular Mtg
October	Wednesday, October 8	7:00 p.m.	Regular Mtg
November	Wednesday, November 12	7:00 p.m.	Regular Mtg
December	No Meeting		
2026			
January	<i>Wednesday, January 14</i>	<i>7:00 p.m.</i>	<i>Regular Mtg</i>

**PARKS, RECREATION AND WATERFRONT COMMISSION
Regular Meeting**

Wednesday, April 9, 2025, 7:00 P.M., Frances Albrier Community Center, 2800 Park St

Minutes - Draft

- The Commissions may discuss any items listed on the agenda, but may take action only on items identified as Action.
- Public Comment on agenda items shall be heard at each item (2 minutes per speaker).

- 1. Call to Order** (Chair): 7:15pm.
- 2. Roll Call** (Secretary): Present: Abshez; Cardile; Cox; Diehm; Hurtado; Kawczynska; Rybczynski.
- 3. Land Acknowledgement:** The City of Berkeley recognizes that the community we live in was built on the territory of xučyun (Huchiun (Hooch-yoon)), the ancestral and unceded land of the Chochenyo (Chochenyo)-speaking Ohlone (Oh-low-nee) people, the ancestors and descendants of the sovereign Verona Band of Alameda County. This land was and continues to be of great importance to all of the Ohlone Tribes and descendants of the Verona Band. As we begin our meeting tonight, we acknowledge and honor the original inhabitants of Berkeley, the documented 5,000-year history of a vibrant community at the West Berkeley Shellmound, and the Ohlone people who continue to reside in the East Bay. We recognize that Berkeley's residents have and continue to benefit from the use and occupation of this unceded stolen land since the City of Berkeley's incorporation in 1878. As stewards of the laws regulating the City of Berkeley, it is not only vital that we recognize the history of this land, but also recognize that the Ohlone people are present members of Berkeley and other East Bay communities today. The City of Berkeley will continue to build relationships with the Lisjan Tribe and to create meaningful actions that uphold the intention of this land acknowledgement.
- 4. Action: Approval of Agenda** (Abshez) and move item 9 before item 7. (M/S/C: Hurtado/ Rybczynski/ U): Abshez; Cardile; Cox; Diehm; Hurtado; Kawczynska; Rybczynski; Noes: none.
- 5. Action: Approval of Minutes** for Thursday, March 12, 2025 (Abshez).* (M/S/C: Diehm/ Abshez/ U): Abshez; Cardile; Cox; Diehm; Hurtado; Kawczynska; Rybczynski; Noes: none.
- 6. Public Comment** (2 min each). a) Paul Kamen, SB71; b) Steve Tracy, item 11; c) Gina Rieger, garbage in parks; d) Robin Margini, swimming at Waterfront; e) Phyllis Ritchie, Paul Kamen, Dragonboats parking; f) Doug Yamamoto, Waterfront; g) Ellie Jander, District 3 seat;
- 7. Chair's Report.** (Abshez). Aquatic Park grant.
- 8. Director's Report:** Update on special events, community engagement, capital and maintenance projects, forestry, and recreation (Ferris).**
- 9. Presentation:** Youth Sports Fields Programs (Ferris).** Presentation was made.
- 10. Discussion/Action:** PRW Commission Tour of City Parks on Wednesday, April 10, 2015, 8:30am (Ferris).**
- 11. Discussion/Action:** Alternative Housing Options for People Experiencing Homelessness Item for April 15 from Councilmember O'Keefe (Abshez).* See link at: <https://berkeleyca.gov/sites/default/files/legislative-body-meeting-attachments/Item%202022%20-%20Alternative%20Housing%20Options%20REVISED.pdf>. Public comment: Carol Marasovic.
- 12. Discussion:** Update on Doubletree Hotel (Ferris). Covered in item 8. Public comment: Carol Marasovic, Jim McGrath.
- 13. Discussion/Action:** Commission review of outline for Cesar Chavez Park Conceptual Plan process (Abshez).* The Commission took action to send a report to Council as presented with the following amendments: add ADA expert; solicit input from other



Commissions; strike “for the renewal of”; and add that Commission will collaborate with Michael Boland to generate an initial list of names for appointment to the ReVisioning team. (M/S/C: Cardile/ Rybczynski/ U): Abshez; Cardile; Cox; Diehm; Hurtado; Rybczynski; Noes: none; Abstain: Kawczynska. Public comment: Naomi Friedman, Martin Nicolaus.

14. Discussion/Action: Update on Commission efforts to support the City’s consideration of adopting a Parks Impact Fee (Abshez).

15. Information Reports: Recent PRW Council Reports.*

16. Future Agenda Items: Update on Waterfront Specific Plan; Public Art in Aquatic Park (Lavvorn); Citywide Accessibility Plan; Locations for Dog Parks; Dog subcommittee.

17. Communications. a) N. Friedman, 2025-03-24; b) D. Lee, 2025-03-15.

18. Next PRW Commission meeting: Wednesday, May 14, 2025.

19. Adjournment. 9:28pm. (M/S/C: Rybczynski/ Kawczynska/ U): Abshez; Cardile; Cox; Diehm; Hurtado; Kawczynska; Rybczynski; Noes: none.


* document is attached to agenda packet and on the commission website.

** document will be provided at the meeting.

- Commissioners in attendance: 7 of 7 appointed.
- Public in attendance: 21
- Public speakers: 12

***Note:** For any handouts distributed at the meeting, please see the Draft Minutes for April 9, 2025, on the Parks, Recreation, and Waterfront Commission webpage at the following link online:

<https://berkeleyca.gov/your-government/boards-commissions/parks-recreation-and-waterfront-commission>



Office of the City Manager

March 28, 2025

To: Honorable Mayor and Members of the City Council

From: Paul Buddenhagen, City Manager

Re: Parks, Recreation, and Waterfront Department (PRW) Spring 2025 Special Events

Spring is an eventful season for the Parks, Recreation, and Waterfront Department (PRW). Over the next three months (April – June), PRW will host over 30 recreation and parks-related events, volunteer opportunities, and celebrations for recently completed major maintenance and capital projects.

Two large events will occur on both Saturday April 19th and April 26th in the Waterfront. On April 19th the Egg Hunt Extravaganza will occur in the morning at Cesar Chavez Park and the Earth Day Shoreline Cleanup will be in the afternoon. On the 26th, thousands of community members will visit the Bay Festival at Shorebird Park, while many will also join the Waterfront Scavenger Hunt in the afternoon. A Mother’s Day celebration at the Berkeley Rose Garden on May 10th, a Teen Pool Party on May 23rd and a 3-on-3 Youth Basketball Tournament on May 31st are just a few of the other Spring highlights.

If you are looking for an opportunity to volunteer outside of the Shoreline Cleanup, there are four tree planting days at a variety of parks throughout the season. Additionally, if you want to help us celebrate our completed major maintenance and capital projects, you can join one or our four celebrations, including the highly anticipated Willard Clubhouse Reopening on June 25.

A complete list of PRW’s events, volunteer opportunities, and Capital Improvement Project (CIP) celebrations are listed below. For more details, please visit the City’s [event calendar](#)¹.

Recreation Events

Date	Day	Time	Event	Location
04/05	Sat	9:45 am	Guided Canoe Tour of the Waterfront	Marina Office
04/17	Thu	9:30 am	Together Wee Play with Story-Time Band	Frances Albrier
04/18	Fri	7:00 pm	Teen Flashlight Egg Hunt	Grove Park
04/19	Sat	9:30 am	Egg Hunt Extravaganza	César Chávez Park
04/26	Sat	11:00 am	Berkeley Bay Festival	Shorebird Park
04/26	Sat	2:00 pm	Waterfront Scavenger Hunt	Marina Office
05/08	Thu	9:30 am	Together Wee Play w/ Story-Time Band	Frances Albrier

¹ <https://berkeleyca.gov/community-recreation/events>

Date	Day	Time	Event	Location
05/10	Sat	10:00 am	Shorebird Park BioBlitz	Shorebird Nature Center
05/10	Sat	2:00 pm	Mother's Day Hats and High Tea	Rose Garden
05/16	Fri	12:00 pm	Waterfront Walk and Talk	Roaming Bean Coffee
05/23	Fri	3:00 pm	Waterfront Storytime	Marina Mall
05/23	Fri	6:00 pm	Teens Splash Pool Party	West Campus Pool
05/30	Fri	8:30 pm	Movies in the Park: <i>Plastic Earth</i>	Shorebird Park
05/31	Sat	8:00 am	3-on-3 Youth Basketball Tournament	San Pablo Park
06/07	Sat	2:00 pm	Music in the Park: Tot Fest	San Pablo Park
06/13	Fri	8:40 pm	Movies in the Park: <i>Moana 2</i>	James Kenney Park
06/27	Fri	8:40 pm	Movies in the Park: <i>The Wild Robot</i>	San Pablo Park
06/28	Sat	2:00 pm	Music in the Park: Rockin' Fest	Ohlone Park

Volunteer Opportunities

The City website has a new webpage with information about [volunteering with PRW²](#). Community members can also sign up to receive [newsletters about upcoming volunteer opportunities³](#).

Date	Day	Time	Event	Location
04/05	Sat	10:00 am	Waterfront Volunteer Tree Planting	Shorebird Park
04/12	Sat	10:00 am	Ohlone Park Volunteer Tree Planting	Ohlone Park (1502 Delaware St)
04/19	Sat	1:00 pm	Earth Day Shoreline Cleanup	Shorebird Nature Center
05/03	Sat	10:00 am	Willard Park Volunteer Tree Planting	Willard Park
05/17	Sat	9:00 am	Shoreline Cleanup	Shorebird Nature Center
05/30	Fri	6:30 pm	Shoreline Cleanup (before Movie)	Shorebird Nature Center
05/31	Sat	10:00 am	Community Tree Maintenance Day	Aquatic Park South Parking Lot
06/21	Sat	9:00 am	Shoreline Cleanup	Shorebird Nature Center

CIP Events

Date	Day	Time	Event	Location
04/10	Thu	2:00 pm	New EVs and Wi-Fi Cupcake Celebration	Marina Office Green
05/07	Wed	2:00 pm	Adeline Street Planters Cupcake Celebration	Adeline St & Harmon St
06/07	Thu	10:00 am	Solano-Peralta Park Cupcake Celebration	Solano-Peralta Park
06/25	Wed	2:00 pm	Willard Clubhouse Grand Opening	Willard Clubhouse

² <https://berkeleyca.gov/community-recreation/volunteering/volunteer-parks-and-recreation>

³ https://public.govdelivery.com/accounts/CABERKE/subscriber/new?topic_id=CABERKE_197

Page 3
March 28, 2025
PRW Spring 2025 Events Calendar

cc: David White, Deputy City Manager
Scott Ferris, Director, Parks, Recreation & Waterfront
Farimah Brown, City Attorney
Jenny Wong, City Auditor
Mark Numainville, City Clerk
Matthai Chakko, Assistant to the City Manager

This guide contains a list of programs offered from March to May of 2025.
 For summer camp programs, refer to [Summer Camp Preview](#). For the full list of
 programs and details, visit our Online Registration Portal at rec.berkeleyca.gov



Upcoming Special Events

Item 9. PRW Special Events - Spring/Summer 2025



Feb 27 South Adeline Volunteer Cleanup
 Thursday, 7:30AM-2PM
 Adeline St. and Alcatraz Ave.

Feb 27 Black History Celebration
 Thursday, 6-7PM
 Frances Albrier

Feb 28 Waterfront Walk and Talk
 Friday, 12-1:30PM
 Meet at Marina Office, 201 University Ave.

Feb 28 YAP Black History Celebration
 Friday, 6-7:30PM
 MLK Jr. Youth Services Center/YAP

Feb 28 Community Bingo Night
 Friday, 6-8PM
 Frances Albrier

Mar 8 Bicycle Tour of Berkeley Waterfront
 Saturday, 10AM
 Shorebird Nature Center

Mar 13 Together Wee Play with Story-Time Band
 Thursday, 9:30AM-12PM
 Live Oak (also Apr 10, May 8)

Mar 15 Every 3rd Saturday Shoreline Cleanup
 Saturday, 9-11AM, Shorebird Nature Center
 (also Apr 19, May 17)

Mar 20 Together Wee Play with Story-Time Band
 Thursday, 9:30AM-12PM
 Frances Albrier, (also Apr 17)

Mar 21 Middle School Neon Glow Dance
 Friday, Grades 6-8, 6-9PM
 Frances Albrier

Apr 5 Guided Canoe Tour of Berkeley Waterfront
 Saturday, 9:45AM
 Marina Office, 201 University Ave

Apr 5 Waterfront Volunteer Tree Planting
 Saturday, 10AM
 In front of the Cal Sailing Club

Apr 12 Ohlone Park Volunteer Tree Planting
 Saturday, 10AM, Ohlone Park

Apr 12 Nature Journaling Club
 Saturday, 10AM-12PM
 Shorebird Nature Center

Apr 18 Flashlight Egg Hunt
 Friday, Grades 5-8, 7-9PM
 Grove Park

Apr 19 Egg Hunt Extravaganza
 Saturday, 9:30AM
 César Chávez Park

Apr 19 Earth Day Shoreline Cleanup
 Saturday, 1PM
 Shorebird Park

Apr 26 Berkeley Bay Festival
 Saturday, 11AM-4PM
 Shorebird Park

Apr 26 Waterfront Scavenger Hunt
 Saturday, 2PM
 Marina Office, 201 University Ave

May 3 Willard Park Volunteer Tree Planting
 Saturday, 10AM
 Willard Park

May 10 Nature BioBlitz
 Saturday, 10AM-12PM
 Shorebird Park

May 23 Teens Splash Pool Party
 Friday, Grades 6-8, 6-9PM
 West Campus Pool

May 30 Movies in the Park "Plastic Earth" Documentary
 Friday, 8:40PM (Shoreline cleanup at 6:30pm, before movie), Shorebird Park

May 31 Aquatic Park Young Tree Care Volunteer Day
 Saturday, 10AM
 Paddling and Rowing Club parking lot

This guide contains a list of programs offered from **May to August of 2025**.
 For the full list of programs and details, visit our online registration portal at rec.berkeleyca.gov.

Upcoming Special Events



- | | |
|--|---|
| <p>May 3 <u>Willard Park Volunteer Tree Planting</u>
Saturday, 10AM, Willard Park</p> <p>May 7 <u>Adeline Street Planters Cupcake Celebration</u>
Wednesday, 2PM, Adeline St. & Harmon St.</p> <p>May 8 <u>Together Wee Play w/ Story-Time Band</u>
Thursday, 9:30AM-12PM, Live Oak Park</p> <p>May 10 <u>Mother's Day Hats and High Tea</u>
Saturday, 2-5PM, Berkeley Rose Garden</p> <p>May 10 <u>Shorebird Park Bio Blitz</u>
Saturday, 10AM-12PM, Shorebird Park</p> <p>May 16 <u>Waterfront Walk and Talk</u>
Friday, 12-1:30PM, 124 University Ave.</p> <p>May 17 <u>Third Saturday Shoreline Cleanup</u>
Saturday, 9-11AM, Shorebird Nature Center
(also Jun 21, Jul 19, Aug 16)</p> <p>May 23 <u>Waterfront Storytime</u>
Friday, 3-4:30PM, 201 University Ave.</p> <p>May 23 <u>Teens Splash Pool Party</u>
Friday, 6-9PM, West Campus Pool</p> <p>May 30 <u>Movies in the Park - Plastic Earth Documentary</u>
Friday, 8:40PM (Shoreline cleanup at 6:30PM, before movie), Shorebird Park</p> <p>May 31 <u>Aquatic Park Young Tree Care Volunteer Day</u>
Saturday, 10AM, Paddling & Rowing Club parking lot</p> <p>May 31 <u>3 on 3 Youth Basketball Tournament</u>
Saturday, 8AM-5PM, San Pablo Park</p> <p>Jun 5 <u>Solano-Peralta Park Cupcake Celebration</u>
Thursday, 10AM, Solano-Peralta Park</p> <p>Jun 7 <u>Music in the Park - Tot Fest</u>
Saturday, 2-4PM, King School Park</p> <p>Jun 13 <u>Movies in the Park - Moana 2</u>
Friday, 8:40PM, James Kenney Park</p> <p>Jun 25 <u>Willard Clubhouse Grand Opening</u>
Wednesday, 2PM, Willard Clubhouse</p> | <p>Jun 27 <u>Movies in the Park - The Wild Robot</u>
Friday, 8:40PM, San Pablo Park</p> <p>Jun 28 <u>Music In The Park - Rockin' Fest</u>
Saturday, 2-4PM, Ohlone Park</p> <p>Jul 3 <u>Community Picnic</u>
Thursday, 10AM-4PM, Grove Park</p> <p>Jul 11 <u>Movies in the Park - Harry Potter and the Sorcerer's Stone</u>
Friday, 8:40PM, Glendale La Loma Park</p> <p>Jul 12 <u>Music In The Park - Funk Fest</u>
Saturday, 2-4PM, Grove Park</p> <p>Jul 18 <u>Movies in the Park - Finding Dory</u>
Friday, 8:40PM, West Campus Pool</p> <p>Jul 24 <u>Olympic Day</u>
Thursday, 10AM-2PM, San Pablo Park</p> <p>Jul 25 <u>Movies in the Park - IF</u>
Friday, 8:30PM, Live Oak Park</p> <p>Jul 26 <u>Music in the Park - Kid's Jam</u>
Saturday, 2-4PM, San Pablo Park</p> <p>Aug 5 <u>Stop the Violence National Night Out Block Party</u>
Tuesday, 3-7PM, on McGee Ave., between Stuart St. & Oregon St.</p> <p>Aug 8 <u>Movies in the Park - Despicable Me</u>
Friday, 8:15PM, Cedar Rose Park</p> <p>Aug 9 <u>Music in the Park - Salsa Jam</u>
Saturday, 2-4PM, Strawberry Creek Park</p> <p>Aug 22 <u>Movies in the Park - Sonic the Hedgehog 3</u>
Friday, 8PM, Grove Park</p> <p>Aug 28 <u>Skate Night</u>
Thursday, 6-8PM, Grove Park</p> <p>Sep 5 <u>Movies in the Park - Wicked</u>
Friday, 7:40PM, Willard Park</p> <p>Sep 12 <u>Movies in the Park - Inside Out 2</u>
Friday, 7:30PM, Codornices Park</p> <p>Sep 13 <u>Music in the Park - Bluegrass Fest</u>
Saturday, 2-4PM, Shorebird Park</p> |
|--|---|

May 7, 2025

WATER TRANSPORTATION PIER-FERRY PROJECT PARKING AND TDM PLAN

REVISED DRAFT Addendum

Introduction

This addendum supplements the parking analysis presented in the Berkeley Waterfront Transportation Pier-Ferry Project Parking and Transportation Demand Management (TDM) Plan (published March 7, 2025) by incorporating data recently collected by Waterfront Monitors and presenting additional analysis in response to public comments on the Plan.

The Final Draft Parking and TDM Plan (March 7, 2025) presented the analysis of hourly parking counts collected by Quality Counts between 5:30 am and 9:30 pm on the following dates:

- Saturday, April 6, 2024
- Thursday, April 11, 2024
- Thursday, August 1, 2024
- Thursday, August 22, 2024
- Saturday, August 24, 2024

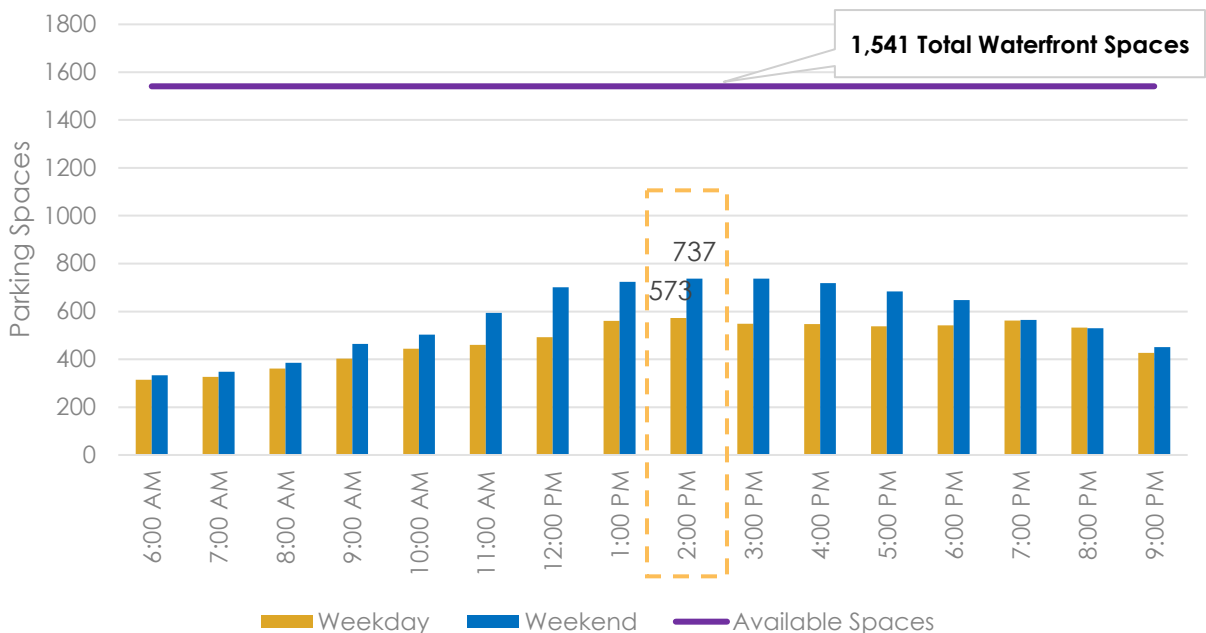
Additionally, Waterfront Monitors collected parking counts on 554 days over the course of three years (May 28, 2021- February 12, 2024). The data was collected by counting the number of occupied spaces at each lot at 10 am and 8 pm, with limited counts also collected at 2 pm and 4 pm. The results were recorded on a paper survey form that was later entered into a spreadsheet maintained by Waterfront staff. The data collection methods have been refined over time and continued through Spring 2024, including parking counts at 2 pm and 4 pm.

At the Parks, Recreation and Waterfront Commission meeting on March 12, 2025, some members of the public and some commissioners inquired about the number of midday (i.e. 2 pm or 4 pm) counts included in the data that is presented in the analysis. The purpose of this addendum is to provide additional information about the hourly and historical parking counts included in the Final Draft Report and supplement the analysis with the data collected from April 2024 to August 2024 that included additional counts collected at 2 pm. This addendum also re-evaluates the availability of parking in the proposed ferry rider overflow lots at Marina Blvd and Skates/N Lot given the additional mid-day data. As discussed in the Parking and TDM Plan, City staff will use TDM and parking management strategies such as time restrictions and paid parking to ensure that ferry riders do not significantly impact current and future recreational activities.

WHEN IS THE PEAK DEMAND?

As shown in Figure 1, using hourly counts collected by Quality Counts, the Parking and TDM Plan concluded that 2 pm is the time of day when peak parking occupancy occurs throughout the Waterfront.

Figure 1: Parking Utilization by Time of Day



Source: Parking and TDM Plan, Figure 4, Kittelson & Associates, Inc. 2024

Note: Total available spaces include 320 parking spaces in Seawall Lot, bringing the total to 1,541.

Table 1 and Table 2 present weekday and weekend parking occupancy by time of day for each public lot. Darker red shades indicate higher parking utilization relative to capacity. As expected, peak parking demand varies by lot depending on the location and types of activities it serves. For instance, the Skates/N Lot located near the Skates by the Bay restaurant experiences higher demand around 7 pm (dinner time). The South Cove West Lot reaches peak occupancy between 1 and 3 pm on both weekdays and weekends, reflecting the concentration of recreation activities that are typically busier during that time frame.

The City and WETA have conceptually planned for 250 vehicle parking spaces in the Seawall Drive Lot (formerly known as HS Lordship lot) to be utilized by weekday ferry riders (i.e. commuters). The Parking and TDM Plan recommends using Marina Blvd and/or Skates/N Lot as designated overflow parking areas for the ferry riders because these lots were shown to be underutilized during the weekdays when commuter ferry riders would want to park. As shown in Table 1, on weekdays, in addition to the 250 dedicated spaces on the Seawall Drive Lot, ferry riders can access 83 (capacity (150) minus peak occupancy (67)) unutilized spaces on Marina Blvd and at least 66 (137 minus 71) spaces in the Skates/N Lot. This value is quite conservative, since the peak occupancy in the Skates/N Lot occurs at 8 pm, long after most ferry riders would have departed. If only considering peak occupancy between 8 am – 6 pm, up to 84 spaces would be available for ferry rider parking in the Skates/N Lot. On weekends, as shown in Table 2, based on the QualityCounts data ferry riders have access to 80 (150 minus 70) unoccupied spaces

Berkeley Waterfront Parking and Transportation Demand Management Plan DRAFT Addendum
on Marina Blvd and 35 (137 - 103) spaces in the Skates/N Lot (increasing to 75 spaces if only 8 am – 6 pm
is considered).

Berkeley Waterfront Parking and Transportation Demand Management Plan DRAFT Addendum

Table 1: Weekday Parking Occupancy by Time of Day

Parking Lot	6 AM	7 AM	8 AM	9 AM	10 AM	11 AM	12 PM	1 PM	2 PM	3 PM	4 PM	5 PM	6 PM	7 PM	8 PM	9 PM	Capacity
D & E Lot	30	30	29	27	27	28	28	29	29	27	28	25	29	28	28	27	129
F, G, H & I Lot	52	53	50	50	48	40	41	45	44	45	45	45	46	47	49	49	115
J & K Lot	37	38	42	43	44	48	58	58	61	53	58	68	65	65	70	50	92
L & M Lot	36	39	37	37	45	46	45	47	44	44	40	41	49	55	32	32	91
Marina Blvd	48	47	47	52	56	54	51	49	58	67	64	45	47	53	54	43	150
O Lot	42	41	37	36	36	39	42	44	42	37	37	36	38	58	60	56	72
Seawall Drive Lot	0	3	3	5	6	4	1	3	2	3	5	3	4	5	4	1	320
Seawall Drive	28	26	24	32	26	27	26	33	36	41	39	38	37	41	49	45	90
Skates/N Lot	0	0	0	1	5	10	27	55	57	36	32	39	53	68	71	47	137
South Cove East	0	0	2	11	27	34	36	47	54	56	61	74	65	54	40	28	96
South Cove West	20	25	50	62	69	73	74	80	79	78	71	57	37	24	17	12	86
Spinnaker Way	18	19	30	33	38	41	47	51	48	45	53	61	62	59	57	35	127
Spinnaker Way Lot	3	4	4	4	5	5	6	7	5	5	5	4	3	4	3	3	36
Grand Total	314	325	356	394	433	450	482	548	560	536	538	534	537	562	533	427	1541

Source: Quality Counts data from 2024 compiled by Kittelson & Associates, Inc. 2025

Note: Darker red cells represent the higher parking occupancy number relative to capacity.

Berkeley Waterfront Parking and Transportation Demand Management Plan DRAFT Addendum

Table 2: Weekend Parking Occupancy by Time of Day

Parking Lot	6 AM	7 AM	8 AM	9 AM	10 AM	11 AM	12 PM	1 PM	2 PM	3 PM	4 PM	5 PM	6 PM	7 PM	8 PM	9 PM	Capacity
D & E Lot	33	32	30	28	29	31	32	31	31	35	34	30	31	29	28	28	129
F, G, H & I Lot	35	34	35	34	34	31	34	30	33	35	35	34	31	33	32	34	115
J & K Lot	65	71	71	74	81	80	85	91	93	93	93	87	92	89	82	75	92
L & M Lot	34	36	34	36	32	35	44	47	51	47	49	44	41	36	32	34	91
Marina Blvd	48	48	49	45	48	54	57	54	49	45	46	52	58	66	70	66	150
O Lot	44	45	45	46	55	64	58	56	59	62	63	68	65	41	42	39	72
Seawall Drive Lot	0	0	0	0	1	4	8	18	25	25	21	17	17	12	8	2	320
Seawall Drive	27	24	25	28	27	28	35	45	49	50	46	54	60	51	45	45	90
Skates/N Lot	3	0	5	38	25	20	44	57	60	57	54	62	53	66	103	85	137
South Cove East	0	1	8	26	42	73	92	87	81	82	79	65	52	44	26	9	96
South Cove West	33	34	34	38	44	72	84	88	85	86	79	53	33	25	10	5	86
Spinnaker Way	7	17	28	44	56	69	91	81	87	88	90	97	98	70	54	31	127
Spinnaker Way Lot	5	8	10	13	17	24	23	21	17	17	13	15	12	5	1	1	36
Grand Total	333	347	372	448	489	583	685	705	717	718	700	676	640	563	530	451	1541

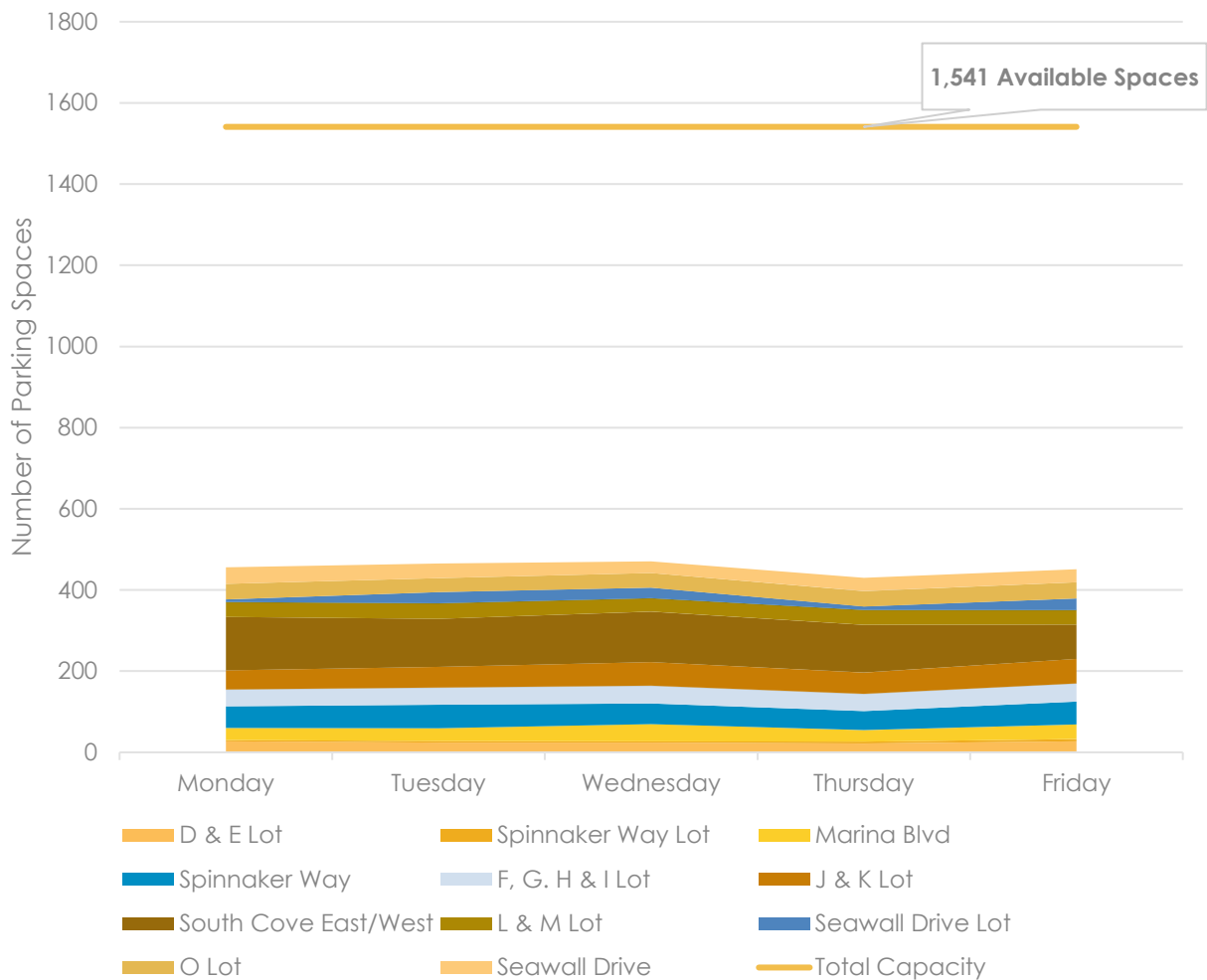
Source: Quality Counts data from 2024 compiled by Kittelson & Associates, Inc. 2025

Note: Darker Red lighted cells represent the higher parking occupancy number relative to capacity.

WEEKDAY MIDDAY PARKING OCCUPANCY, SPRING-SUMMER 2024

The following analysis is based on the parking counts collected by Waterfront Monitors over 29 days from April 2024 to August 2024 for the midday period (2 pm or 4 pm). As noted previously, this data was not included in the Final Draft Study because it was collected after that work had been initiated. Figure 2 illustrates the average mid-day occupancy during each weekday by lot. The overall highest parking demand is observed on Wednesdays with 31% (470) spaces occupied.

Figure 2: Weekday Midday Parking Occupancy

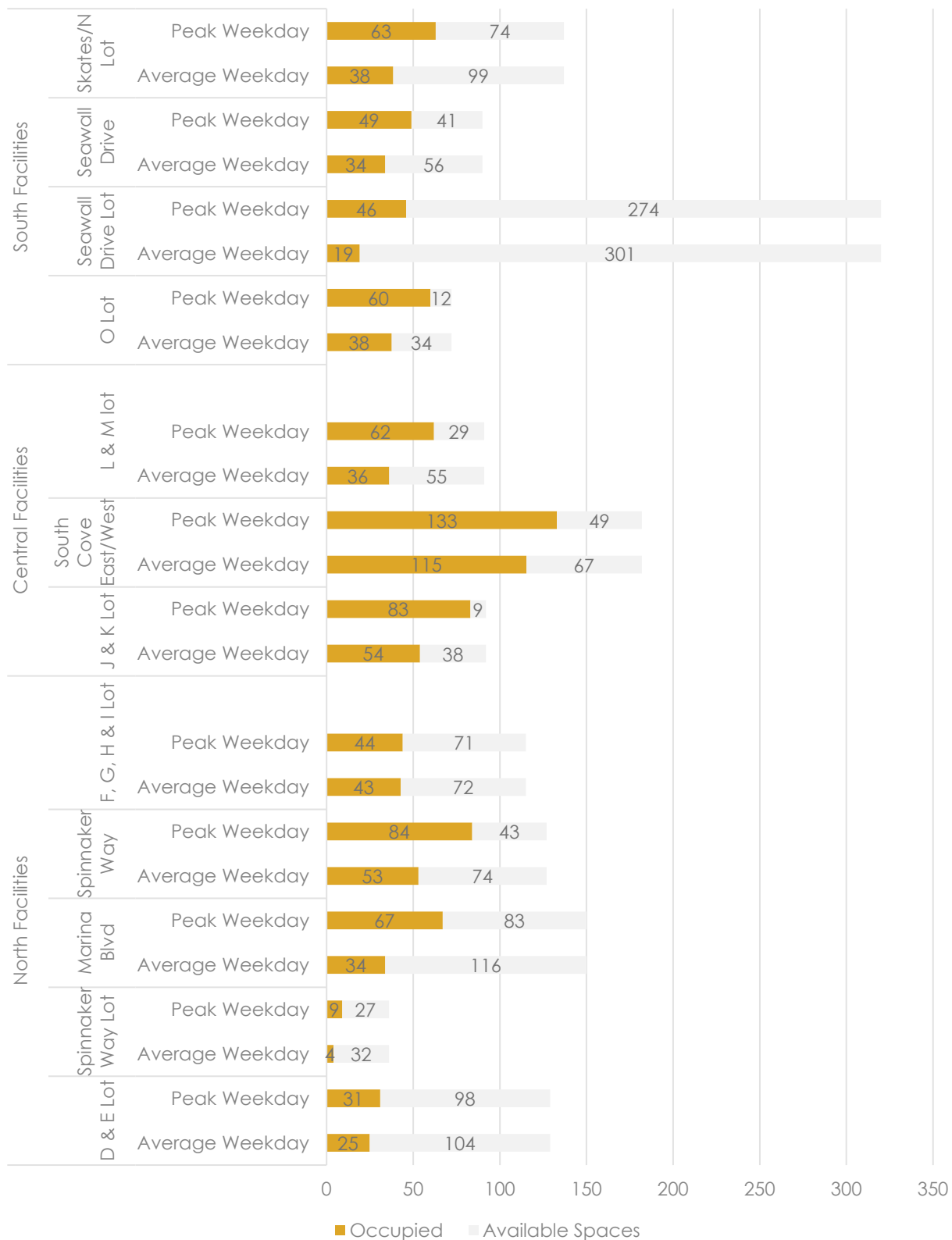


Source: Data Collected by Waterfront Monitors between April 2024 and August 2024, compiled by Kittelson & Associates, Inc. 2025

Figure 3 compares weekday peak parking counts with average parking counts for this midday April-August data set. The data shows that during the peak mid-day weekday demand, approximately 83 parking spaces are available at Marina Blvd. and 74 parking spaces are available at Skates/N Lot. This is very similar to the findings from the hourly Quality Counts data regarding the available capacity at these specific parking lots.

Berkeley Waterfront Parking and Transportation Demand Management Plan REVISED DRAFT Addendum

Figure 3: Peak Weekday vs Average Weekday Midday Parking Counts

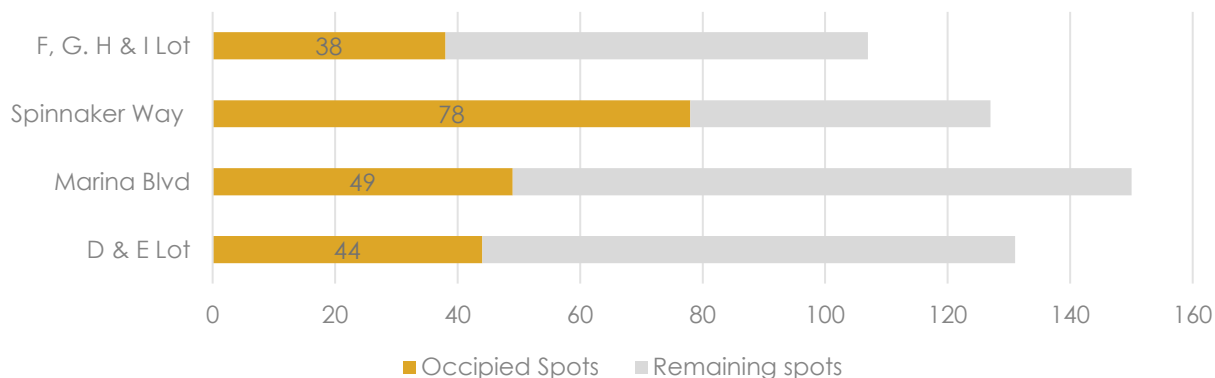


Source: City of Berkeley, Data Collected by Waterfront Monitors between April 2024 and August 2024
 Compiled by Kittelson & Associates, Inc., 2025

WEEKEND MIDDAY PARKING OCCUPANCY

The dataset analyzed in the Final Draft Study included mid-day car counts on 26 weekend days. In April – August, 2024, the focus was on weekday data collection, and only one additional weekend midday parking count was collected (on May 25, 2024). Figure 4 presents the May 25, 2024, weekend midday parking count.

Figure 4: Weekend Midday Parking Data



Source: City of Berkeley, Data Collected by Waterfront Monitors on May 25, 2024.

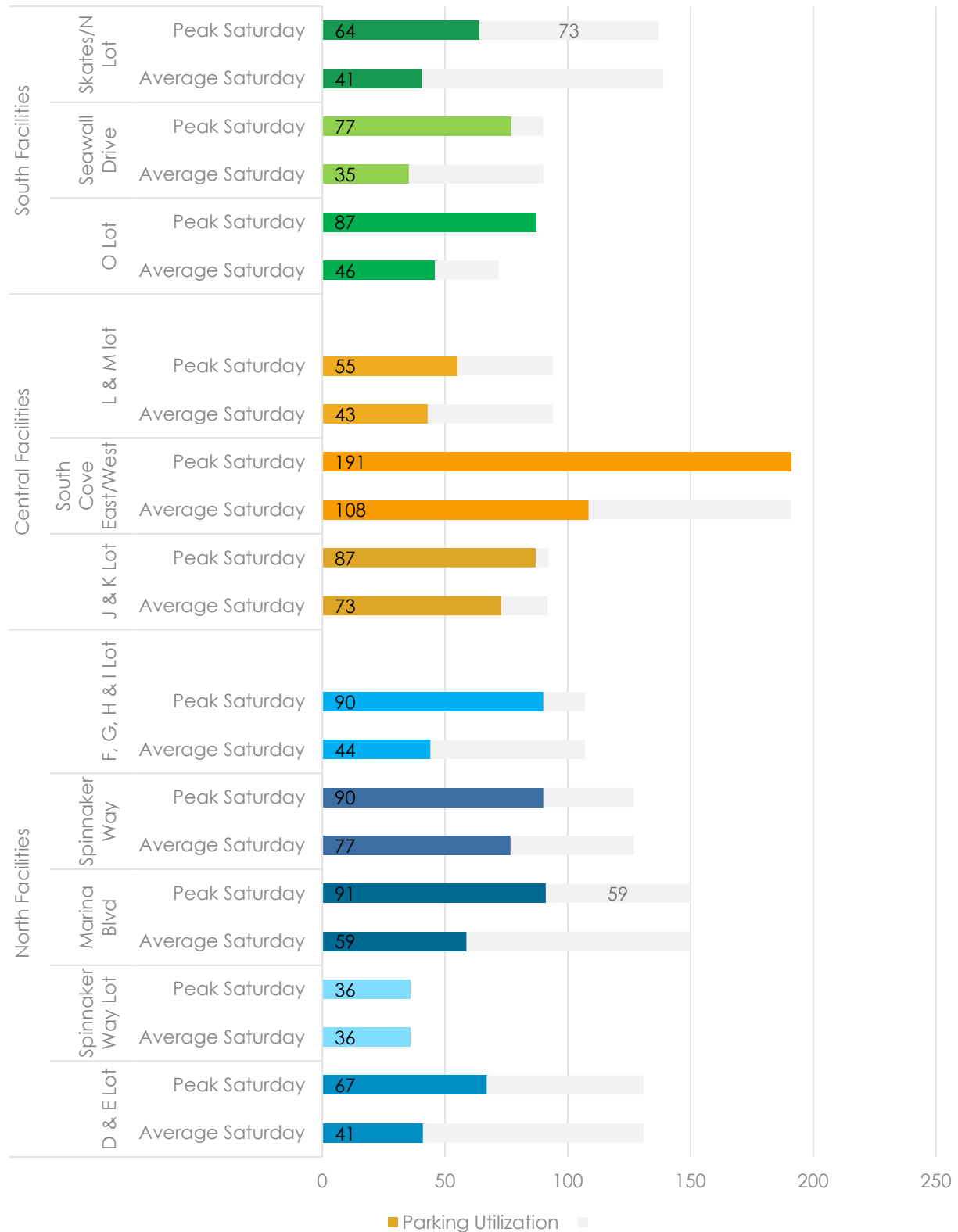
Compiled by Kittelson & Associates, Inc., 2025

The Final Draft Study identified April 1, 2023 as the peak Saturday of the data analyzed. Figure 5 (which was included in the Final Draft Study) shows the average parking utilization on weekends (Saturday) in comparison with the peak Saturday on April 1, 2023. As shown in Figure 5, certain lots had more than double the occupancy on the peak Saturday compared to an average Saturday. Nevertheless, even on the peak Saturday, overall Waterfront public parking was 75% occupied with 306 spaces remaining. During the peak Saturday, centrally located lots observed 82% occupancy, and South Cove East/West reached full occupancy at 100%.

Comparing Figure 4, which reflects data collected on May 25, 2024 and Figure 5, which reflects data collected from 2021 to 2024 that was presented in the Parking and TDM Plan, Marina Blvd. has a similar occupancy level of about 33% with between 91 and 101 spaces available on average weekends.

Berkeley Waterfront Parking and Transportation Demand Management Plan REVISED DRAFT Addendum

Figure 5: Parking Utilization on Weekends (Average Saturday vs Peak Saturday)



Source: Parking Counts collected by Waterfront Staff from 2021 to 2024, data compiled by Kittelson & Associates, Inc. 2024

Note: Data does not include Seawall Drive/ Shorebird Lot.

Conclusion

The parking occupancy data by time-of-day (i.e. Quality Counts data) indicates that while peak demand varies based on the parking lot, the overall peak demand for parking at the Waterfront occurs around 2 pm on both weekdays and weekends. Based on the Quality Counts data set, during the weekday peak period, approximately 83 parking spaces are available at Marina Blvd. and 74 parking spaces are available at Skates/N Lot. On weekends, 59 spaces remain available at Marina Blvd. and 73 spaces are available at Skates/N Lot. This midday analysis confirms that although the mid-day data gathered in April-August 2024 varies somewhat from the Quality Counts Data previously presented, the recommended overflow lots—Marina Blvd. and Skates/N Lot— offer sufficient capacity to accommodate overflow demand for parking from ferry riders on both weekdays and weekends.

The parking occupancy data collected from April to August 2024 aligns well with the earlier data collected between May 2021 and February 2024 that informed the Parking and TDM Plan. That plan estimated a weekday parking demand of 421 spaces for ferry users (171 more than the 250 spaces currently available at Seawall Drive) without TDM measures. With TDM strategies in place, demand is projected to drop by 65 spaces to 356. Additional parking management tools, such as expanding capacity at the Seawall Drive and/or Skates/N lots and adding wayfinding signage, could further help to manage parking. Combined, the Seawall parking lot, together with overflow parking at the Marina Blvd. and Skates/N Lot, offer sufficient parking stalls to accommodate ferry riders in currently unoccupied parking stalls without any impact to parking availability in other parking lots.

PRW Proposed Recreation Fee Increases

Spring 2025

Proposed Fees

See Attachment 1 for the proposed fee increases.

Afterschool Program

Afterschool Programs are community center-based programs offered during the school year for youth in Transitional Kindergarten (TK) through 5th grade. These programs provide a range of enriching activities including outdoor play, games, arts and crafts, dance and drama, environmental education, and homework support.

The Berkeley Unified School District (BUSD) recently lowered the minimum age for Transitional Kindergarten eligibility to 3.5 years old. In response, a new fee structure for TK/Kindergarten participants is being introduced to reflect the need for increased staffing and developmentally appropriate programming tailored to this younger age group. This includes covering the additional time TK/K students spend in the program due to their earlier school dismissal, which is over 21% more time than the other grades.

Since 2022, operational costs for Afterschool Programs have increased by approximately 18%. Fee increases are needed to offset the increased costs of staffing, equipment, supplies and additional afterschool program participants and program hours, as well as increasing base costs of the program since the last fee increase in 2018.

There are two proposed afterschool fees: subsidized and cost recovery. Subsidized fees will be for existing community center-based afterschool programs located at James Kenney, Live Oak and Frances Albrier. For 1st Grade - 5th Grade, a \$2 per day increase is proposed, raising the resident rate from \$10 to \$12 per day. For TK/K, a new fee of \$14 per day for residents is being proposed.

Cost recovery fees will be for afterschool programs at Willard and the Shorebird Nature Center, which are new or newly expanded programs. Cost recovery fees are needed to avoid requesting additional General Fund for afterschool programs. For 1st Grade - 5th Grade, a \$4 per day increase is proposed, raising the resident rate from \$12 to \$16 per day. For TK/K, a new fee of \$18 per day for residents is being proposed.

Revenues from our subsidized afterschool programs will be directed to the General Fund, while revenues from our cost recovery afterschool programs will be directed to the Camps Fund, which is the City's fund for unsubsidized recreation programs.

Tennis, Pickleball, and Basketball Court Rental Fees

Tennis, Pickleball, and Basketball court fees help offset the costs of facility maintenance, managing reservations, and staffing required to ensure safe and appropriate use of courts. While the number of permits and the associated revenue have increased in recent years, the staffing and operational costs to manage these services have also risen. Rental revenue from Tennis, Pickleball, and Basketball courts is deposited into the General Fund.

Since the COVID-19 pandemic, participation in outdoor recreational activities such as tennis, pickleball, and basketball has significantly increased. Outdoor courts offer vital spaces for exercise, community engagement, and recreation. Nationally and locally, participation rates have risen steadily between 2020 and 2025, resulting in consistent and growing demand for reservable court time across youth, adults, and seniors.

Adding basketball courts to our existing Tennis and Pickleball Court Fees will ensure access for organized league play, community programming, and private rentals, while helping fund court repairs, staff administration, and sustainable operations.

A fee increase is proposed for court reservations to help offset rising operational costs. For Day Use court reservations, a \$1 increase is proposed, raising the resident rate from \$7 to \$8 per hour for adults, and from \$5 to \$6 per hour for youth and seniors. For Night Use/Lighted court reservations, a \$2 increase is proposed, raising the resident rate from \$10 to \$12 per hour for adults, and from \$8 to \$10 per hour for youth and seniors. The higher increase for night use is intended to help offset the additional cost of lighting the courts.

A new \$5 per hour fee is proposed for pickleball court reservations without nets, offering expanded opportunities for casual and tournament-style play while offsetting the cost of facility maintenance and operations.

Picnic Site Rental Fees

Picnic site fees offset the costs of maintenance, managing reservations and Park Monitors who ensure reservations are appropriate and safe. Two new reservable sites are proposed, with fees based on current reservation rates, availability and frequency for assistance with reserving these spaces.

Table 2 – New Reservable Picnic Site Fees

Location	Unit of Measure	Resident	Non-Resident
Greg Brown Park Area 1	4-hours	\$33	\$40
Berkeley Way Mini Park Area 1	4-hours	\$33	\$40

Adult Sports Leagues

The City of Berkeley’s Adult Sports Programs will be operated as cost recovery programs within the Camps Fund, with revenues expected to fully offset expenditures. The program includes three core recreational leagues:

- Adult Softball
- Adult Basketball
- Adult Volleyball

Berkeley's Adult Sports Program has a long-standing tradition of offering fun and competitive opportunities for the adult community. To continue delivering high-quality experiences and respond to rising operational expenses—including staffing, equipment, and facility maintenance—staff propose the following fee adjustments. Since 2022, overall operational costs for Berkeley Sports have increased by approximately 21%. The proposed fee increases will help maintain self-sustaining operations while aligning Berkeley's rates with those of comparable Bay Area cities.

Adult Softball League Fee Increase

Berkeley's Adult Softball League operates three seasons annually (Fall, Winter/Spring, Summer), with a team capacity of 40 to 50 teams per season. Rising personnel costs for sports officials, league operation supplies, and infield maintenance have driven the need for increased fees. A 17.5% increase is being proposed, raising the resident rate from \$80 to \$94 per game.

Adult Basketball League Fee Increase

The Adult Basketball League runs in an 8-game season format and continues to offer a popular and competitive recreational outlet for adults. Fees have not been increased in over six years. The proposed adjustment accounts for increased staffing, equipment, and facility maintenance costs. A 42% increase is being proposed, raising the resident rate from \$70 to \$100 per game. A new individual registration fee of \$15 a game for residents is being introduced, allowing players to register independently and be assigned to a city-formed team.

Adult Volleyball League Fee Increase

The Adult Volleyball League operates three seasons annually (Spring, Summer, Winter/Spring), with 7 teams per season. Fees have remained unchanged for 6.5 years despite increasing operational expenses related to staffing, equipment, and facility maintenance. A 12% increase is being proposed, raising the resident rate from \$40 to \$45 per game.

Willard Community Center Facility Rental

In June 2025, the Willard Community Center, formerly known as the Willard Clubhouse, will re-open following a comprehensive renovation that began in Spring 2024. This full rebuild expands the available programming space from 300 square feet to 1,610 square feet and includes a new community room that can be divided into two smaller spaces for flexible use.

The facility will serve as the home for the expanded Willard Afterschool Program, and will also host a variety of specialty classes, camps and community programs. Adding the new Willard Community Room (full and half configurations) to the existing Community Center Room Rentals is proposed, making it available for community members and organizations to rent during non-program hours.

Rental fees for this space are necessary to offset operational costs, including staffing, cleaning, and facility maintenance. Fees proposed for this site are based on similar sized spaces and use that are offered at other community centers in the City.

Table 3 – New Reservable Community Center Rental Fee

Location	Unit of Measure	Resident	Non-Resident
Willard Community Room - Full			
Regular Hours	Hour	\$67.00	\$80.00
Non-Regular Hours	Hour	\$82.00	\$98.00
Willard Community Room - Half			
Regular Hours	Hour	\$52.00	\$62.00
Non-Regular Hours	Hour	\$67.00	\$80.00

Berkeley Aquatics Programs

Increased Aquatics fees are required to offset growing personnel, materials and equipment costs. Since 2022, Berkeley Aquatics has seen nearly a 35 percent increase in overall operation expenses mainly driven by COLA increase for our Aquatics staff, increase in annual pool maintenance costs, cost of pool chemicals, utilities, and training costs. Given that the last fee increases in Aquatics took place in 2018, these proposed fee increases are imperative as we strive for financial solvency.

Swim Center Fees – Admissions, Public & Family Swim, Laps

The proposed fee changes apply to general drop-in programs at City aquatic facilities, including Lap Swim, Family Swim, Recreation Swim, and Independent Exercise. These fees have remained unchanged since 2011. The proposed fee increases are designed to keep the Aquatics Program affordable while staying consistent with rates charged by neighboring agencies.

Additionally, a non-resident fee is being introduced for general drop-in aquatic programs for the first time since 2005. With the implementation of the City's online registration system, staff now have the capability to accurately track residency status—a functionality that was not available when admissions were handled in person at facility entrances.

Table 4 –Swim Center Fees - Admission

Type	Unit of Measure	Resident (Current)	Resident (Proposed)	Non-Resident (Current)	Non-Resident (Proposed)
Adult					

Drop-In	Swim	\$6.00	\$7.00	\$6.00	\$8.00
10-Pass Swim	10-Swim	\$51.00	\$58.00	\$51.00	\$70.00
Monthly	Month	\$73.00	\$85.00	\$73.00	\$102.00
Youth, Senior Disabled					
Drop-In	Swim	\$3.00	\$4.00	\$3.00	\$5.00
10-Pass Swim	10-Swim	\$22.00	\$33.00	\$22.00	\$40.00
Monthly	Month	\$37.00	\$49.00	\$37.00	\$60.00

Swim Center Fees – Premium Classes

Berkeley Aquatics has provided high quality 7 day a week premium classes (Berkeley Aquatic Masters (BAM) program & Senior Exercise). These classes differentiate themselves from admission fees in that the City provides coaches and instructors. The following increases are proposed to Adult, Youth, Senior, and Disabled premium passes: \$1 increase for drop-in passes, \$9 increase for adult (10) swim pass, \$12 increase for adult monthly swim passes, \$16 increase for Youth, Senior, Disabled (10) swim & \$13 increase for Youth, Senior, Disabled monthly swim passes. These fee increases are needed to recover the costs of delivering the programs.

Red Cross Swim Lessons – Subsidized Fees

To continue to offset increasing expenses, the following increases are proposed for Adult, Youth, Senior, and Disabled swim lessons: \$2.5 increase for adult (4) class session, \$4 increase for adult (8) class session, \$2 increase for Youth, Senior, Disabled (4) class session, and a \$4 increase Youth, Senior, Disabled (8) class session. Revenue for subsidized swim lessons will be deposited in General Fund.

Red Cross Swim Lessons – Cost Recovery Fees

To operate swim lessons at cost recovery, the following increases are proposed for Adult, Youth, Senior, and Disabled swim lessons: \$10.5 increase for adult (4) class session, \$21 increase adult (8) class session, \$8 increase Youth, Senior, Disabled (4) class session, \$16 increase Youth, Senior, Disabled (8) class session. Revenue for cost recovery swim lessons will be deposited in the Camps Fund.

Director's Authority

This fee is to allow the Parks, Recreation and Waterfront Department Director, or his/her designee, the flexibility to create fees for various new programs, activities and events that are created throughout the year. This fee has been included in the Parks and Recreation Policies and Procedures Resolution, giving the Director of Parks Recreation and Waterfront, or his/her designee, the authority to establish fees for new Recreation programs up to \$450 based on comparison with other municipalities. The Director's Authority to create fees has not been increased since 2021.

The proposed increase would give the Director of Parks, Recreation and Waterfront, or his/her designee, the authority to establish fees for new Recreation programs up to \$450 for residents and up to \$540 for non-residents based on program staffing, equipment, and supply costs, as well as comparisons with similar programs in other municipalities.

Fiscal impact

The proposed new fees and fee increases will provide additional revenue to offset the operation and maintenance costs associated with Afterschool Programs, Adult Sports Leagues and Programs, Sport Court Reservations, Picnic Site Reservations, and Aquatics Programs and Drop-Ins. Funding for recreation programs and facilities comes from the General Fund, Camps Fund, Marina Fund, and Parks Tax Fund. Proposed fee increase revenue will be deposited into the appropriate fund as described below.

Note: the revenue assumptions below are based on resident fees; non-resident fees are generally 20% higher, except, for example, at the Berkeley Waterfront, where there is no residency requirement¹.

Table 1 - Summary of Estimated Annual Increase in Revenue

Fee	General Fund (011)	Camps Fund (125)	Parks Tax (138)	Marina Fund (608)	Total
Afterschool Programs	\$60,544	\$210,496			
Court Reservations	\$27,268				
Adult Sports Leagues		\$15,495			
Aquatics Programs	\$63,203	\$23,379			
Facility Rental (Willard)	\$15,470				
Picnic Sites			\$2,970		
Adventure Playground				\$86,000	

ATTACHMENT 1

Recreation Fee Schedule: Current vs. Proposed

Program Area	Unit of Measure	Resident (Current)	Resident (Proposed)	Non-Resident (Current)	Non-Resident (Proposed)
I. DIRECTOR'S AUTHORITY TO IMPLEMENT NEW FEES					
The Director of Parks Recreation and Waterfront, or his/her designee, reserves the right to establish fees for new Recreation programs based on comparison with other municipalities.					
New Programs	Various	Up to \$350.00	Up to \$450.00	Up to \$420.00	Up to \$540.00
II. FACILITY RENTAL CHARGES					
1. Room Rentals: Regular Hours (1-Hour Minimum); Non-Regular Hours (2-Hour Minimum)					
James Kenney (JK), Live Oak (LO), Frances Albrier (FA), Martin Luther King (MLK), Willard (W)					
A. All Other					
Community Room - Full (W)					
Regular Hours	Hour	none	\$67.00	none	\$80.00
Non-Regular Hours	Hour	none	\$82.00	none	\$98.00
Community Room - Half (W)					
Regular Hours	Hour	none	\$52.00	none	\$62.00
Non-Regular Hours	Hour	none	\$67.00	none	\$80.00
2. Outdoor Court Reservations					
Tennis Courts, Pickleball Courts, Basketball Courts					
A. Day Use					
Adult	Hour	\$7.00	\$8.00	\$8.00	\$10.00
Youth, Senior, Disabled	Hour	\$5.00	\$6.00	\$6.00	\$7.00
B. Night Use/Lighted Courts					
Adult	Hour	\$10.00	\$12.00	\$12.00	\$14.00
Youth, Senior, Disabled	Hour	\$8.00	\$10.00	\$10.00	\$12.00
C. Pickleball Courts (Striped, without nets)					
Adult	Hour	none	\$5.00	none	\$6.00

Program Area	Unit of Measure	Resident (Current)	Resident (Proposed)	Non-Resident (Current)	Non-Resident (Proposed)
Youth, Senior, Disabled	Hour	none	\$4.00	none	\$5.00
3. Picnic Areas (4-hour minimum)					
Greg Brown Park Area 1	4-hours	none	\$33.00	none	\$40.00
Berkeley Way Mini Area 1	4-hours	none	\$33.00	none	\$40.00
III. SWIM CENTER FEES					
1. Admissions Lap Swim, Family Swim, Recreation Swim, Independent Exercise					
Adult (Drop-in)	Swim	\$6.00	\$7.00	\$6.00	\$8.00
Adult (10-Swim Card)	10-Swims	\$51.00	\$58.00	\$51.00	\$70.00
Adult (Monthly)	Month	\$73.00	\$85.00	\$73.00	\$102.00
Youth, Senior, Disabled (Drop-In)	Swim	\$3.00	\$4.00	\$3.00	\$5.00
Youth Senior Disabled (10-Swim Card)	10-Swims	\$22.00	\$33.00	\$22.00	\$40.00
Youth Senior Disabled (Monthly Card)	Month	\$37.00	\$49.00	\$37.00	\$60.00
2. Red Cross Swim Sessions					
A. Group Lessons (Subsidized)					
Adult	4-Class Session	none	\$40.00	none	\$48.00
Adult	8-Class Session	\$75.00	\$79.00	\$90.00	\$95.00
Youth, Senior, Disabled	4- Class Session	none	\$38.00	none	\$46.00
Youth, Senior, Disabled	4- Class Session	\$72.00	\$76.00	\$84.00	\$91.00
B. Group Lessons (Cost Recovery)					
Adult	4-Class Session	none	\$48.00	none	\$58.00
Adult	8-Class Session	none	\$96.00	none	\$115.00

Program Area	Unit of Measure	Resident (Current)	Resident (Proposed)	Non-Resident (Current)	Non-Resident (Proposed)
Youth, Senior, Disabled	4- Class Session	None	\$44.00	None	\$53.00
Youth, Senior, Disabled	4- Class Session	none	\$88.00	none	\$106.00
3. Premium Classes					
Continuous & Coached Workouts: Water Aerobics, Parent/Tot, Stroke Technique, Master Swim					
Adult (Drop-in)	Swim	\$7.00	\$8.00	\$7.00	\$10.00
Adult (10-Swim Card)	10-Swims	\$66.00	\$75.00	\$66.00	\$90.00
Adult (Monthly)	Month	\$82.00	\$94.00	\$82.00	\$113.00
Youth, Senior, Disabled (Drop-In)	Swim	\$5.00	\$6.00	\$5.00	\$7.00
Youth Senior Disabled (10-Swim Card)	10-Swims	\$40.00	\$56.00	\$40.00	\$67.00
Youth Senior Disabled (Monthly Card)	Session	\$57.00	\$70.00	\$57.00	\$84.00
IV. RECREATION PROGRAMS					
1. Sports					
A. Adult Softball League					
4 Game Season	Team	\$320.00	\$376.00	\$384.00	\$451.00
8 Game Season	Team	\$640.00	\$752.00	\$715.00	\$902.00
10 Game Season	Team	\$800.00	\$940.00	\$875.00	\$1,128.00
B. Adult Basketball League					
8 Game Season	Team	\$560.00	\$800.00	\$635.00	\$960.00
	Individual	none	\$120.00	none	\$144.00
10 Game Season	Team	\$700.00	\$1,000.00	\$775.00	\$1,200.00
	Individual	none	\$150.00	none	\$180.00
C. Adult Volleyball League					
8 Game Season	Team	\$320.00	\$360.00	\$384.00	\$432.00
10 Game Season	Team	\$400.00	\$450.00	\$475.00	\$540.00
12 Game Season	Team	\$480.00	\$540.00	\$555.00	\$648.00
15 Game Season	Team	\$600.00	\$675.00	\$675.00	\$810.00

Program Area	Unit of Measure	Resident (Current)	Resident (Proposed)	Non-Resident (Current)	Non-Resident (Proposed)
2. Programs at Centers					
A. After School Program (Subsidized)					
Transitional Kindergarten/Kindergarten	Day	\$10.00	\$14.00	\$12.00	\$17.00
1 st Grade – 5 th Grade	Day	\$10.00	\$12.00	\$12.00	\$14.00
B. After School Program (Cost Recovery)					
Transitional Kindergarten/Kindergarten	Day	\$12.00	\$18.00	\$14.00	\$22.00
1 st Grade – 5 th Grade	Day	\$12.00	\$16.00	\$14.00	\$19.00
3. Waterfront Programs					
A. Adventure Playground					
Individual Admission (anyone over 1 year old)	Day	\$1.00	\$2.00	\$1.00	\$2.00

PRW Proposed Marina Fee Increases
Spring 2025

Proposed Fees

The Marina Fee Schedule was last updated in May 2023, when Council adopted Resolution No. 70,868-N.S., which increased several Marina fees including Berth Fees, Surcharges, as well as Skiff, Dry Storage, Liveaboard, Visitor Berths (11-30 nights), and Launch Ramp fees. Modifications to new slip holder incentive fees were added, as well as one new fee for Abandoned Vessels. These new fees are needed to offset the cost of impacts from additional uses of the Waterfront, including parking, organized groups, and businesses. The proposed fee increases are needed to offset the costs of maintaining the related infrastructure and staffing to support those uses. Note that for all Waterfront fees, there is no distinction between resident and non-resident fees; that distinction is not permitted on public trust lands.

There are four new fees proposed:

- Waterfront parking fee
- Waterfront rental area fee
- Organized group use fee
- Commercial business fee - docks

Waterfront Parking Fee

Currently, the three public parking lots that are most heavily used at the Waterfront are the South Cove East, South Cove West, and J/K lots. The South Cove East and West lots are public parking, while the J/K lot requires a Waterfront parking permit (provided to tenants and slipholders) between the hours of 12 AM -10 AM. In the summer and on weekends, these lots typically fill early in the morning.

The proposed parking fee of \$1/ hour would provide revenue to offset the costs of operating and maintaining those lots and related staffing. We also propose an option of a \$500/year Waterfront Parking Pass, available to purchase for those who are not tenants or slipholders.

The proposed fee is lower than all City-owned parking lots and a majority of City parking meters, see Table 2. These fees would not apply to those with Waterfront parking passes.

Table 2 – Proposed Waterfront Parking Fees (bold) and comparisons

Parking Location	Price	Source
Between 8 th St and San Pablo Ave	\$1/ hour	City of Berkeley Parking
Between 4 th St and 8 th St	\$.50/ hour	City of Berkeley Parking
On 4 th St, between Hearst St and Virginia St	\$3/ hour	City of Berkeley Parking
Downtown Berkeley, surrounding 2180 Milvia St	\$4/ hour	City of Berkeley Parking

Center St Garage	\$3/hour	City of Berkeley Parking
Oxford Parking Garage	\$3/hour	City of Berkeley Parking
Current Fee	N/A	
Proposed Fee	\$1/ hour	
Yearly Waterfront Parking Pass (proposed)	\$500/ year	

Waterfront Rental Area Fee

There are four areas in the Waterfront that are proposed to be reservable, at a fee of \$150 per 4-hour period:

- The Gateway Pier (also known as the old ferry dock) is a 100 ft x 200 ft concrete platform at the southwest corner of the Berkeley Marina Harbor.
- The South Cove Eastern Shoreline is a large, flat, grass area located off the Bay Trail, providing views of the City while being adjacent to the shoreline.
- The Marina Mall has two large, flat grass areas with benches and trash receptacles.
- The South Cesar Chavez Peninsula is a large, grass area located west of the Berkeley Marine Center off of the pathway, with a clear view of the Golden Gate Bridge.

Currently, the proposed spaces are only reservable through a Special Event Permit. Planning, issuing, and managing these permits takes hours of staff time and coordination between multiple departments, making using these spaces inaccessible to low impact, smaller group rentals. This fee would streamline the management and oversight process, and provide a cost-effective way for the public to access these unique spaces, see Table 3. The proposed fee would cover the costs of reservation administration, wear and tear, monitoring, communication, and impact on facilities including adjacent restrooms and parking. Currently, all of the proposed spaces are underutilized, and could provide an additional and unique space for public reservation.

Table 3 – Waterfront Rental Areas

Location	Rate	Source
Cesar Chavez Site #2	\$220/4 hours	City of Berkeley Recreation Registration
Shorebird Site #4	\$75/4 hours	City of Berkeley Recreation Registration
Horseshoe Park Wedding site	\$450/4 hours	City of Berkeley Recreation Registration
Cedar Rose Site #3 (1700sq.ft)	\$43/4 hours	City of Berkeley Recreation Registration
Bounce House Rental Site #2 At Shorebird Park (144 sq. ft)	\$30/4 hours	City of Berkeley Recreation Registration
Bounce House Rental Site #4 At Shorebird Park (324 sq. ft)	\$30/4 hours	City of Berkeley Recreation Registration
Gateway Pier (16,000 sq. ft) (Proposed)	\$150/4 hours	
South Cove Eastern Shoreline (5,000 sq. ft) (Proposed)	\$150/4 hours	
Marina Mall (10,500 sq. ft) (Proposed)	\$150/4 hours	
South Cesar Chavez Peninsula (27,000 sq. ft) (Proposed)	\$150/4 hours	

Organized Group Use Fee

A new fee is proposed for organized groups conducting revenue-generating activities at the Waterfront, including open-water swimming operators, water-based recreation program operators, fitness classes, boot camps, and similar activities that operate out of the Waterfront.

Currently, there is no charge for these types of commercial and nonprofit operators, whose increased use leads to higher costs for maintenance, parking management, coordination with other activities, and cleaning and restocking restrooms. In comparison, charter boats who use similar resources are required to apply for a permit and pay fees based on trips and number of passengers each month.

This proposed new fee is modeled off similar fees in San Francisco and East Bay Regional Park District, (see Table 4). The fee would apply to organizations or individuals operating revenue-generating activities at the Waterfront more than 4 times in 2-months. There would be a one-time \$250 application fee, plus a per-day fee depending on number of participants. The fee would be \$50/day for 26-50 participants; \$25/day for 10-25 participants; and no charge for 9 or less participants.

The fee will offset costs from their group's use of the Waterfront, including maintenance, parking management, coordination with other activities, and cleaning and restocking restrooms.

Table 4 – Organized Group Use Fees

Location	Rate	Source
San Francisco Parks	\$250/annual \$0 for 3 or less participants \$25/hour for 4+ participants	https://sfrecpark.org/1537/Adult-Outdoor-Fitness
California State Parks	\$1,000/annual for 9 or less 1-2 times/week \$4,000/annual for 10-20 1-2 times/week \$7,500/annual for 9 or less daily \$10,000/annual for 10-20 daily	https://www.parks.ca.gov/pages/644/files/CCSP-Commercial%20Use%20Permit-w-equipment.pdf
EBRPD	\$250/annual	https://www.parks.ca.gov/pages/644/files/CCSP-Commercial%20Use%20Permit-w-equipment.pdf https://www.ebparks.org/sites/default/files/2025-Fee-Schedule.pdf
Berkeley (Proposed)	\$250/annual No charge for 9 or less participants \$25/day for 10-25 participants \$50/day for 26-50 participants	

Commercial Business Fee – Docks

A new fee is proposed for commercial businesses operating off of Berkeley Marina docks. Currently, there is no fee when commercial businesses operate off of Berkeley Marina docks. This leads to limited tracking of what vendors are operating, and little control over best management practices.

The proposed fee is \$25/year, similar to that of San Francisco, (see Table 5). The fee would offset a portion of the staff cost to oversee these operators, and would support staff efforts to identify vendors, track access, and manage security on private and public docks.

The vendor will need to provide the following: a completed application, a City of Berkeley business license, proof of liability insurance, an identification card for all staff members, parking permit application, and sign off on code of conduct confirmations/understanding. If paperwork expires (business license and/or insurance) without updating, the permit will expire and a new fee will be required. This permit fee would offset staff costs of administrating this permit.

Table 5 – Commercial Business Fee - Docks


Marina	Rate	Notes
San Mateo County Harbor District	\$64/year	<u>San Mateo County Harbor District Fee Schedule</u>
Port of San Francisco	\$25/year	<u>South Beach Harbor Vendor Permit Application</u>
Brisbane Marina	\$0	<u>Brisbane Marina Resource List</u> & Phone call to Marina Office
Marina Bay	\$0	Phone call to Marina Office
Berkeley (Proposed)	\$25/year	

Fiscal Impact

These fee increases are important in helping the City recover a greater share of the Marina's operating costs. Proposed fee increases are estimated to add \$188,950 in annual revenue to the Marina Fund (Fund 608), which supports Waterfront operations including the Marina, facilities, roads, recreation programs and special events. FY26 revenue impact will depend on timing of implementation.

Summary of Estimated Annual Increase in Revenue

Fee	Marina Fee (Fund 608)
Waterfront parking fee	\$182,500
Waterfront rental area	\$750
Organized group use fee	\$5,000
Commercial business fee	\$700
TOTAL	\$188,950



Parks, Recreation, and Waterfront Department

NOTICE OF PREPARATION AND SCOPING MEETING ENVIRONMENTAL IMPACT REPORT FOR THE BERKELEY WATER TRANSPORTATION PIER FERRY

DATE: April 18, 2025
TO: Responsible and Trustee Agencies and Other Interested Parties
FROM: City of Berkeley
Parks, Recreation, and Waterfront Department
2180 Milvia Street, 3rd Floor
Berkeley, California 94704
SUBJECT: **Notice of Preparation of an Environmental Impact Report as well as Notice of EIR Scoping Meeting on Monday, May 5, 2025**

PROJECT NAME: Berkeley Water Transportation Pier Ferry

PROJECT SPONSOR: City of Berkeley

Notice is hereby given that the City of Berkeley is preparing an Environmental Impact Report (EIR) for the proposed Berkeley Water Transportation Pier Ferry (“project”) and is requesting public comments on the scope of the Draft EIR. The EIR is being prepared by the City of Berkeley, the lead agency for the project, in accordance with the California Environmental Quality Act (CEQA) to identify, evaluate, and disclose possible environmental impacts and develop strategies to avoid, reduce, or compensate for potentially significant impacts that would arise from the implementation of the proposed project.

The San Francisco Bay Area Water Emergency Transportation Authority (WETA) would operate the passenger ferry service associated with this project and is considered a Responsible Agency under CEQA.

In accordance with CEQA Guidelines Section 15082, this Notice of Preparation (NOP) is being sent to the California State Clearinghouse, Alameda County Clerk, responsible agencies, trustee agencies, adjacent cities, and members of the public including individuals and organizations in order to solicit comments on the scope and content of the analysis in the EIR.

PROJECT OBJECTIVES: The proposed project objectives include the following:

- Enhance public access and recreational opportunities at the Berkeley Waterfront that:
 - Develop or enhance public pier facilities at the City of Berkeley Waterfront.
 - Provide sufficient public access and recreational opportunities at the

- Berkeley Waterfront that meet regional needs, consistent with BCDC Bay Plan Policies maximizing access to the Bay.
- Minimize environmental impacts by considering existing infrastructure and sea level rise projections.
- Encourage the use of public transit, bicycle, and other forms of active transportation and sustainable travel to access the site.
- Provide efficient and environmentally friendly zero emission public ferry service between Berkeley and San Francisco that:
 - Improve regional connectivity and resiliency with enhanced public transportation choices for East Bay residents, including for accessing jobs in San Francisco and other locations along the Bay for commerce and recreational purposes, and to address existing deficiencies in the Transbay transportation network.
 - Reduce the use of single-occupancy vehicles for Transbay trips, thereby reducing greenhouse gas and air quality emissions and decreasing congestion on the regional roadway system, consistent with regional and Statewide goals.
 - Provide travel times and costs that are competitive with other Transbay modes of travel.
 - Provide public transit facilities that are compatible with operations and recreational activities at the Berkeley Waterfront.
 - Provide navigable conditions for safe and efficient operation of ferry vessels.
 - Provide options for emergency response and transportation services in case of an emergency, such as natural or human-caused event that disables roads, other transit, bridges, and/or tunnels.

PROJECT LOCATION: The project site is located at the Berkeley Waterfront along the San Francisco Bay in the City of Berkeley, Alameda County. As shown in Figure 1, the project site specifically encompasses the closed Berkeley Pier, including the entry area for the Berkeley Pier; the San Francisco Bay waters around the closed Berkeley Pier; the parking lot off Seawall Drive; roadways (University Avenue and Seawall Drive); and vegetated street islands adjacent to University Avenue and Seawall Drive.

PROJECT DESCRIPTION: The Berkeley Pier was closed in July 2015 due to visually observed structural problems on the underside of the concrete decking and pilings. The proposed project aims to revitalize the Berkeley Waterfront by developing a new dual-purpose pier and ancillary uses that support both public recreation and zero-emission public ferry service. Specifically, the project would include the following components:

- Demolish portions of the closed pier;
- Construct a new 1,080-foot-long public pier at the same location as the closed pier with pedestrian access and recreational amenities;
- Construct a new 400-foot-long breakwater perpendicular to and connected to the new pier, providing pedestrian access and recreational amenities;
- Provide recreational amenities on the pier and breakwater that could include interpretive and educational signs, benches, shade canopy, seats, and a fish

cleaning station;

- Provide ferry infrastructure including but not limited to universal charging and boarding float(s), landing(s), gangway(s), and security entrance;
- Dredging along the existing 100-foot wide United States Army Corps of Engineers federal navigation channel that parallels the closed pier.
- Construct a new public plaza with amenities such as a public restroom, benches, and bicycle parking;
- Implement improvements to University Avenue, including repaving and restriping between the round-about intersection with Marina Boulevard and the intersection with Seawall Drive and a new raised bicycle track, passenger drop off zone, and public bus infrastructure;
- Implement improvements to Seawall Drive, including re-alignment, repaving, and restriping;
- Develop a portion of the planned Bay Trail Extension, south of the pier and along Seawall Drive;
- Renovate the parking lot off Seawall Drive with new pavement, surfacing, striping, lighting, and stormwater treatment;
- Provide new landscaping as well as tree removal and replacement;
- Provide new way-finding signage and replacement lighting;
- Install new electric infrastructure to charge ferry vessels;
- Install new water connections for a restroom and hose bibs;
- Install new wastewater connections for a restroom; and
- Operate new zero-emission electric passenger ferry service, connecting the Berkeley ferry terminal to San Francisco and Larkspur ferry terminals.

In addition to the project components listed above, the City is considering the following optional improvements. However, the City may choose not to implement these improvements as part of the proposed project.

- Solar panels in the renovated parking lot;
- Recreational water access to the Bay, including non-motorized watercrafts
- Recreational improvements to Shorebird Park.

EIR ENVIRONMENTAL IMPACT AREAS: The EIR will evaluate the potential physical environmental impacts that could result from implementation of the project. The topical areas that will be addressed in the EIR are: Aesthetics; Air Quality; Biological Resources; Cultural and Tribal Cultural Resources; Geology and Soils (including Paleontological Resources); Greenhouse Gas Emissions and Energy; Hazards and Hazardous Materials; Hydrology and Water Quality; Noise (including Hydro-acoustics); Land Use and Planning; Recreation; Transportation; and Utilities and Service Systems.

Section 15128 of the CEQA Guidelines requires that an EIR briefly describe possible environmental effects that are determined not to be significant. The City anticipates that no significant environmental impacts would occur related to the following topical areas: Agriculture and Forestry Resources, Mineral Resources, Population and Housing, Public Services, and Wildfire.

EIR PROJECT ALTERNATIVES: The Draft EIR will also examine a reasonable range of

alternatives to the project, including the CEQA-mandated No Project Alternative and other alternatives that are potentially feasible and may be capable of reducing or avoiding potential environmental effects while meeting most of the basic objectives of the project. In addition, the EIR will address cumulative impacts, growth-inducing impacts, and other issues required by CEQA.

EIR PUBLIC REVIEW SCOPING PERIOD: April 18, 2025, to May 19, 2025

During this public review period, interested agencies, organizations, businesses, and individuals are invited to provide comments about the scope of the environmental topics to be included in the EIR.

WRITTEN COMMENTS: EIR scoping comments and any questions or comments should be directed in writing to:

Liza McNulty, PE, Project Manager
City of Berkeley Parks, Recreation & Waterfront Department
2180 Milvia Street, 3rd Floor
Berkeley, California 94704

or

Email: lmcnulty@berkeleyca.gov.

EIR scoping comments must be received **by 5:00 p.m. on Monday, May 19, 2025**. In addition, comments may be provided at the EIR Public Scoping Meeting (see details below). Comments should focus on the scope of the EIR.

EIR PUBLIC SCOPING MEETING: The City of Berkeley will conduct an EIR public scoping session on **Monday, May 5, 2025**, to receive comments on the scope of the EIR. The meeting will start at **6:00 PM** and will be held via video and teleconference.

To join from a PC, Mac, iPad, iPhone, or Android device: Use the link:

<https://us06web.zoom.us/j/83463444678?pwd=GrxgstlUpC4CX4FaRRbwQ5LgGJQ7IC.1>

To join by phone: Dial +1 669 900 6833 US (San Jose) or +1 669 444 9171 US and enter Meeting ID 834 6344 4678, Passcode: 903142.



Liza McNulty, PE, Capital Improvement Program Manager

Date of Distribution: April 18, 2025



San Francisco Bay

Seawall Dr

Marina Blvd

Demolition of closed pier and new pier and breakwater

New public plaza

Potential construction staging at Skates on the Bay/N Parking Lot

Repaving and restriping University Ave, including a new cycle track and transit facilities

Potential underground electrical conduit

North of closed pier - dredging, ferry infrastructure, and construction staging

South of closed pier - construction staging and portion of breakwater

Potential construction staging at Parking Lot M

Potential underground electrical conduit

Potential recreational improvements to Shorebird Park

Bay Trail Extension and Seawall Dr repaving and restriping

Renovation of parking lot and staging during construction

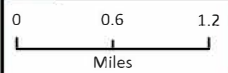
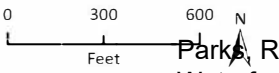
San Francisco Bay

80

Dredging

Berkeley WTPF Project Footprint

Potential Construction Staging Areas



PARKS, RECREATION AND WATERFRONT COMMISSION

RECENT COUNCIL REPORTS

The following recent PRW council reports can be accessed from the City Council Website by using the following URL's:

April 29, 2025 (regular)

27.-Defer \$150,000 referral for Round Park from Nov 2024 FY2025 AAO#1

URL: <https://berkeleyca.gov/sites/default/files/documents/2025-04-29%20Item%2027%20Defer%20%20150%2C000%20referral%20for%20Round%20Park%20from%20Nov%202024%20FY2025%20AAO%201.pdf>

May 6, 2025 (regular)

5.-Reject All Bids and Re-Scope and Re-Bid the Work Associated with South Cove West Lot Repaving Project

URL: <https://berkeleyca.gov/sites/default/files/documents/2025-05-06%20Item%2005%20Reject%20All%20Bids%20and%20Re-Scope%20and%20Re-Bid.pdf>

May 20, 2025 (regular)

17.-Purchase Order: Operation Pride for tennis programs and tournaments

URL: <https://berkeleyca.gov/sites/default/files/documents/2025-05-20%20Item%2017%20Purchase%20Order%20%20Operation%20Pride%20for%20tennis.pdf>

18.-Purchase Order: Samuel Kidane dba Life Long Tennis Academy

URL: <https://berkeleyca.gov/sites/default/files/documents/2025-05-20%20Item%2018%20Purchase%20Order%20%20Samuel%20Kidane%20dba%20Life%20Long%20Tennis%20Academy.pdf>

19.-Contract No. 32400029 Amendment: Baldoni Construction Services, Inc. for Echo Lake Camp Accessibility Upgrades

URL: <https://berkeleyca.gov/sites/default/files/documents/2025-05-20%20Item%2019%20Contract%20No.%2032400029%20Amendment%20%20Baldoni%20Construction%20Services%2C%20Inc.pdf>

Miller, Roger

From: Robert <robert@alamolighting.com>
Sent: Thursday, May 08, 2025 1:59 PM
To: Miller, Roger
Subject: Please Retain Marina Security Monitors

WARNING: This is not a City of Berkeley email. Do not click links or attachments unless you trust the sender and know the content is safe.

Hello Roger,

Can you please include the letter below in the upcoming PRW Commission agenda packet?

Sent to the City Council,

I learned today that Marina Security Monitors are to be laid off; if this is true it would be a very shortsighted mistake which will likely increase crime and be a net money loser in the long run, driving away rent-paying berthers and other marina users. Please do all in your power to keep those Marina Security Monitors in place.

Without exaggeration, for years, I would see broken car glass littering the parking lots almost every time I visited. These, days, I almost never see such evidence of broken-into cars, which I attribute in large part to the welcome, effective presence of the Marina Security Monitors.

As a frequent marina user myself over decades, I've had my own car broken into numerous times; how sad it would be if the City of Berkeley actually chose to go back to the days of constant car break-ins, and other crime, driving away more people from the Berkeley Marina.

Please don't let this happen; let's retain those needed Marina Security Monitors. The financial benefits they deliver, of a safer, more welcoming marina, more than pay for their salaries. Relatively small investment—Big results.

Thank you for your consideration,

Robert Ofsevit
Cruising Skipper
Cal Sailing Club

Miller, Roger

From: Gina Rieger <ginarie@gmail.com>
Sent: Friday, May 09, 2025 4:26 PM
To: Ferris, Scott
Cc: Miller, Roger
Subject: Foxtails in Glendale La Loma Park

WARNING: This is not a City of Berkeley email. Do not click links or attachments unless you trust the sender and know the content is safe.

Scott & members of the PRW Commission

The foxtails in GLL are out of control. They abut the stairs, walkways and benches where dogs on leash like to sniff and their people access the park's play areas and facilities.

As you may recall, last year my dog got a \$700 foxtail up his nostril. That's what my vet bill was for anesthesia, removal, etc not to mention the dog's pain and my time.

Another neighbor who frequents the park told me recently her dog, too, got a foxtail in its ear last year and her bill was over \$1200.

I do not recall the park presenting such peril to my dogs in prior years, nor did she. Weeds—both foxtail and thistle have proliferated and abatement has been insufficient in the past few years.

Should we hire someone to come into the park to abate these weeds that are harming our pets? I own a weed whacker. I'd rather \$700 clear the area than go toward a vet bill. I understand the need to protect my dog on rugged Tilden trails but on the stairway of my neighborhood park?

This was once part of regular maintenance—not once mid-summer.

What will it take? We're taxed up the wazoo. Foxtails can end up there, too, unfortunately.







Gina Rieger
GLL neighborhood

Miller, Roger

From: Gina Rieger <ginarie@gmail.com>
Sent: Friday, May 09, 2025 4:01 PM
To: Miller, Roger
Cc: Ferris, Scott; Steve Tracy
Subject: To the PRW Commission

WARNING: This is not a City of Berkeley email. Do not click links or attachments unless you trust the sender and know the content is safe.

Good Morning Codornices Park! 🌀



Hello again!

